

EPDM High Torque Timing Belt

MegaTorque EP

MITSUBISHI



Brand New Versatile Tooth Profile !!



- Cord: Glass**
 - ▶ High Reliability
- Rubber: EPDM**
 - ▶ Temperature Range: $-40 \sim 120^{\circ}\text{C}$ ($-40 \sim 248^{\circ}\text{F}$)
 - ※Lowest temperatures for intermittent use
 - ▶ High Stiffness
 - ▶ Antistatic
 - ▶ Weight Reduction
 - ▶ Halogen Free

Tooth Fabric: Special treated Nylon
▶ Superior abrasion resistance

■ Tooth Profile: GP

GP tooth profile combines the advantages of H tooth profile, high torque transmission, and S tooth profile, smooth meshing with low friction and noise.

■ Applicable for H, GT™ and R pulleys

※"GT" is trademark or registered trademark of Gates Corporation.

■ Adaptability to small diameter pulleys

Minimum number of teeth: 22 teeth (GP8M) / 28 teeth (GP14M)

■ Energy Efficient



Toughness for severe conditions!!

MEGA TORQUE EP features high stiffness EPDM rubber and special treated nylon fabric with superior abrasion resistance. Thanks to these features, MEGA TORQUE EP with versatile tooth drives these applications under the severe conditions.

For HVAC



For Textile Machinery



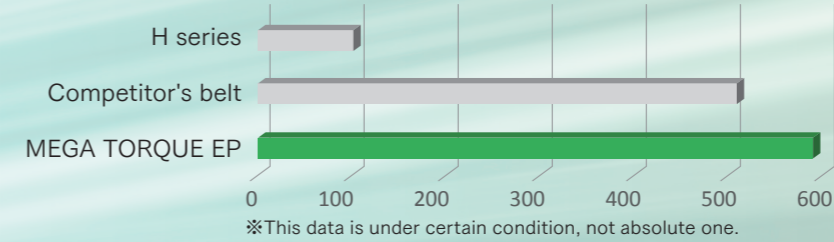
For Forestry Machinery



For Automotive Assembling Line

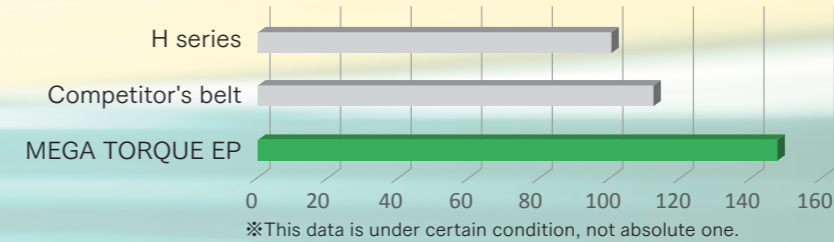


Durability



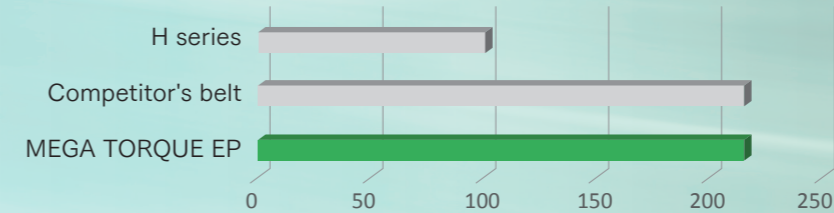
Thanks to high stiffness EPDM rubber and special treated nylon fabric, MEGA TORQUE EP is superior in durability than H series and competitor's belt.

Jumping Torque



Adopting new GP tooth profile and high stiffness EPDM rubber, MEGA TORQUE EP has a high jumping torque and prevents tooth jumping at quick acceleration and slowdown.

Power Rating



Adopting new GP tooth profile, high stiffness EPDM rubber and special treated nylon fabric, MEGA TORQUE EP's power rating is more than twice of the H series and almost equal to that of competitor's belt.

■GP8M (Tooth Pitch: 8mm)

Product Code

1512 MT GP8M 20 EP

Belt Length
(mm)

MEGA
TORQUE

Tooth Profile

Belt Width
(mm)

Specification
(EP)

Standard Belt Sizes

Product Code	Number of Teeth	Product Code	Number of Teeth	Product Code	Number of Teeth
560 MT GP8M	70	1064 MT GP8M	133	1760 MT GP8M	220
576 MT GP8M	72	1104 MT GP8M	138	1800 MT GP8M	225
600 MT GP8M	75	1120 MT GP8M	140	2000 MT GP8M	250
640 MT GP8M	80	1160 MT GP8M	145	2200 MT GP8M	275
720 MT GP8M	90	1224 MT GP8M	153	2400 MT GP8M	300
800 MT GP8M	100	1200 MT GP8M	150	2600 MT GP8M	325
840 MT GP8M	105	1280 MT GP8M	160	2800 MT GP8M	350
880 MT GP8M	110	1440 MT GP8M	180	3048 MT GP8M	381
920 MT GP8M	115	1512 MT GP8M	189	3280 MT GP8M	410
960 MT GP8M	120	1584 MT GP8M	198	3600 MT GP8M	450
1040 MT GP8M	130	1600 MT GP8M	200	4400 MT GP8M	550

■GP14M (Tooth Pitch: 14mm)

Product Code

2450 MT GP14M 40 EP

Belt Length
(mm)

MEGA
TORQUE

Tooth Profile

Belt Width
(mm)

Specification
(EP)

Standard Belt Sizes

Product Code	Number of Teeth	Product Code	Number of Teeth	Product Code	Number of Teeth
966 MT GP14M	69	1960 MT GP14M	140	3150 MT GP14M	225
994 MT GP14M	71	2002 MT GP14M	143	3304 MT GP14M	236
1120 MT GP14M	80	2100 MT GP14M	150	3360 MT GP14M	240
1190 MT GP14M	85	2240 MT GP14M	160	3500 MT GP14M	250
1260 MT GP14M	90	2310 MT GP14M	165	3850 MT GP14M	275
1302 MT GP14M	93	2380 MT GP14M	170	3920 MT GP14M	280
1344 MT GP14M	96	2450 MT GP14M	175	4144 MT GP14M	296
1400 MT GP14M	100	2520 MT GP14M	180	4326 MT GP14M	309
1568 MT GP14M	112	2590 MT GP14M	185	4410 MT GP14M	315
1610 MT GP14M	115	2660 MT GP14M	190	4578 MT GP14M	327
1750 MT GP14M	125	2730 MT GP14M	195	4956 MT GP14M	354
1778 MT GP14M	127	2800 MT GP14M	200		
1890 MT GP14M	135	3136 MT GP14M	224		



MITSUBOSHI BELTING LTD. GROUP